



April 3, 2006

Solibri Model Checker™ New Version 4 Accelerating BIM Benefits

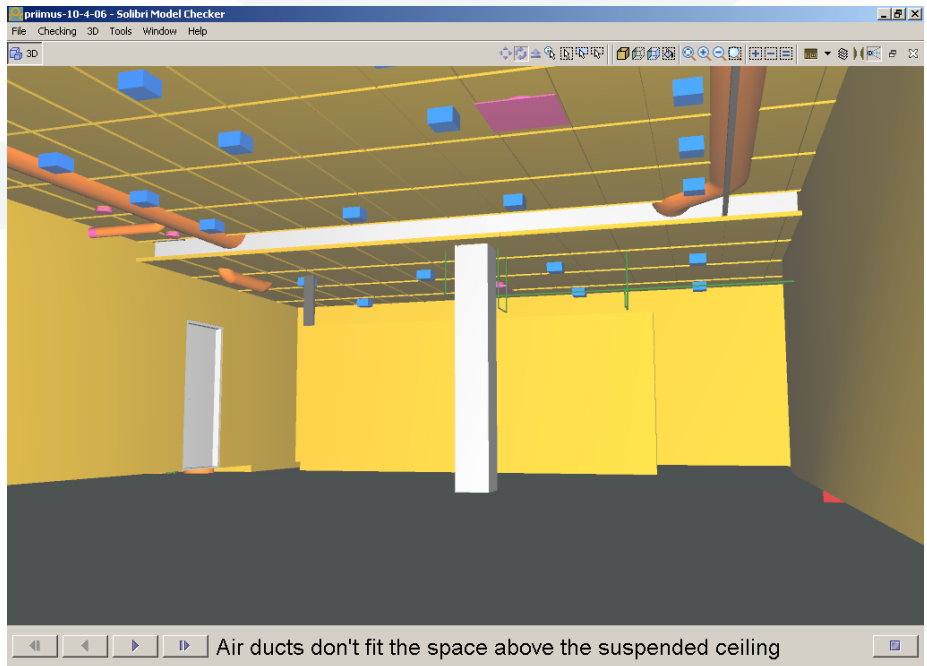
Solibri Model Checker™ The version 4 takes the BIM analysis to a new level. Now architectural design can be cross-checked with structural design, building services with structural elements, or all at once.

Live Slideshow Presentations

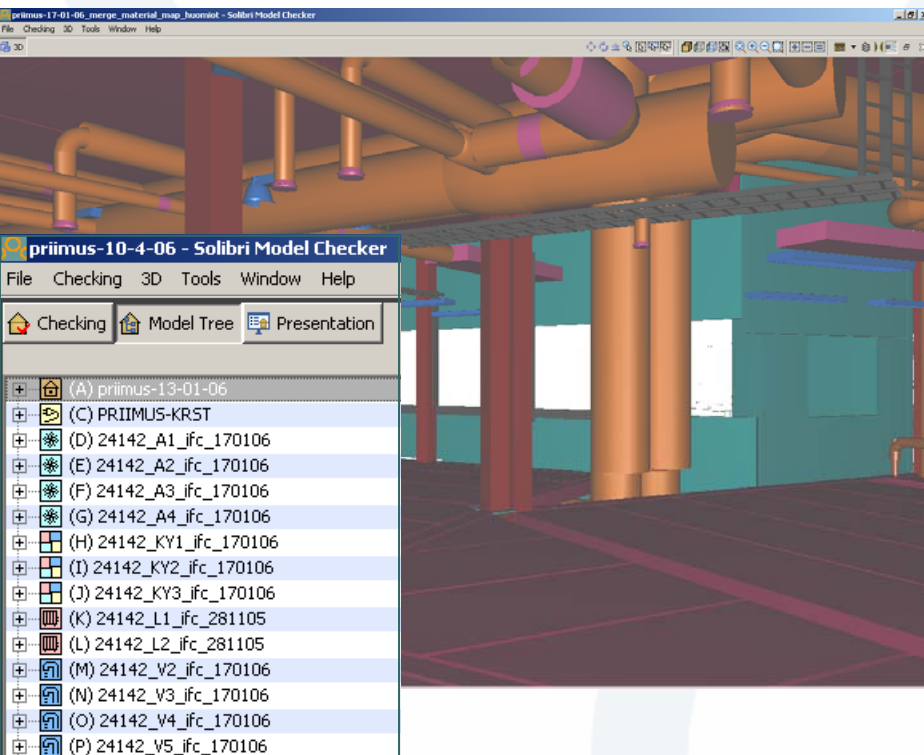
Once you have analyzed the design with Solibri Model Checker (SMC) you can make a slideshow presentation of the results and walk through them with your design team. A presentation contains slides, which are annotated design viewpoints that take you to points of interest in the model. The slides are not just plain snapshots. At all times you have the full power of a live model available allowing you to further investigate each situation. Never before has solving and communicating of design problems been this easy!

In the full screen presentation mode the viewpoint annotation is shown at the bottom together with controls for switching of the slides.

You can also produce a report in PDF or RTF format including the slideshow.



Educational building in Jyväskylä, Finland, Courtesy of Jyväskylä Vocational Institute



Solve Cross-Disciplinary Problems in Advance

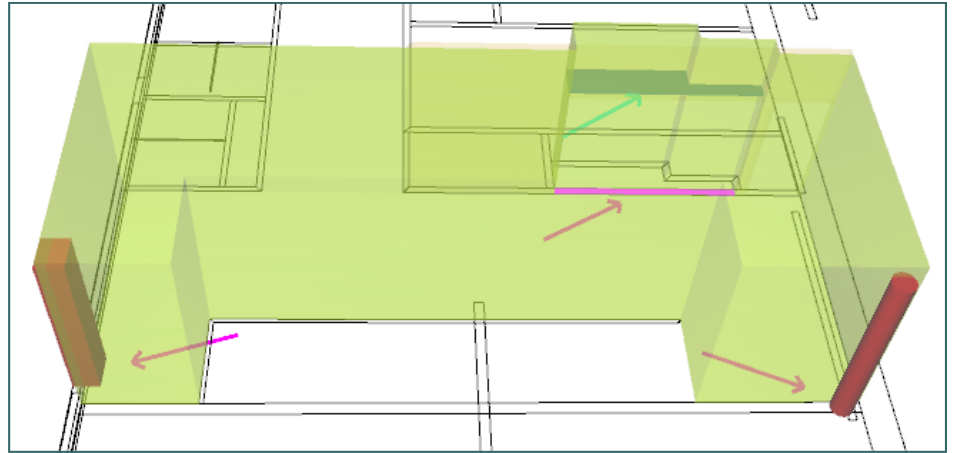
Solibri Model Checker version 4 finds the places where building services components collide with load bearing structural elements or suspended ceilings. It also finds the locations where structural and architectural models differ, for example, architect's columns and those of structural engineer's don't share the same location, or architect's doors and windows don't fit the openings in the structural model. SMC can also analyze that load bearing components have a supporting structure underneath.

The imported IFC models are shown in the model tree. With the model tree it is easy to select and visualize the contents of any model combination.

One Step Space Validation

Solibri Model Checker has now powerful space validation rules. The physical layout, location, and dimensions of spatial components are analyzed in one single rule. The rule checks alignment with surrounding walls and slabs, overlaps, and space height.

SMC generates color coded arrows that indicate different problem categories.



And More New Features

Checker Version 4 provides the following major features:

- ◆ Importing of several IFC files into one SMC model
- ◆ Importing a new version of the same IFC file
- ◆ Automated design discipline recognition of the imported models
- ◆ Selectable and adjustable color schemas per design discipline
- ◆ Intelligent collision analysis based on components' design discipline and type, and severity of the collision
- ◆ Presentations automatically generated from checking results
- ◆ IFC 2x3 support
- ◆ Extended IFC property sets supported
- ◆ Opening of compressed IFC or SMC files. This saves about 80% disk space as you can keep these files compressed all times

Solibri, Inc.

Solibri was established in 1999 to develop and market solutions that improve the quality of Building Information Models and make the entire design process more productive. Our customers base contains a growing number of building owners and users, construction companies, architects and engineering firms world wide.

Solibri Model Checker™

Solibri Model Checker is out of the box software solution (Patent Pending) that analyzes Building Information Models for integrity, quality, and physical security. The system offers easy-to-use visualization through a high performance Virtual Reality model with an intuitive walk-in functionality. Solibri Model Checker X-rays the building model and reveals potential flaws and weaknesses in the design, highlights the clashing components and checks that the model complies with the building codes and organization's own best practices.

Solibri Model Checker is used extensively to review and approve BIM delivery and design coordination. Furthermore, it helps the user to extract information from BIM to downstream applications such as quantity and cost calculation.

Contact us to find out how we can help your organization adopt BIM faster and achieve a higher return on investment.

SOLIBRI, INC.

LAUTTASAARENTIE 48 B, 00200 HELSINKI, FINLAND

PHONE +358-9-6860640, FAX +358-9-6860 6460

EMAIL: INFO@SOLIBRI.COM

WWW.SOLIBRI.COM